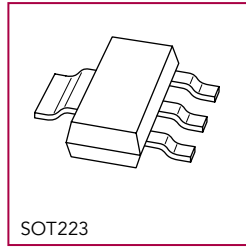
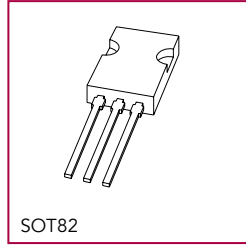
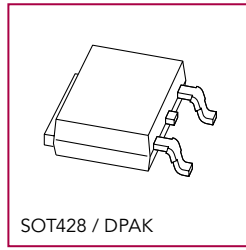
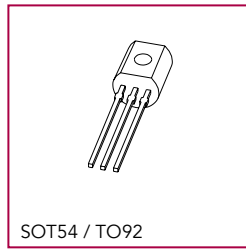
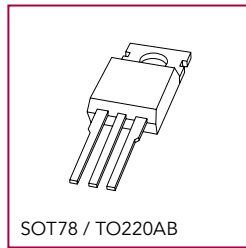


### 4-Quadrant Triacs - continued

| ST Part        | NXP Part             | $I_{T(RMS)}$ (A) | $V_{DRM}$ (V) | $I_{GT}$ (mA) | Package         |
|----------------|----------------------|------------------|---------------|---------------|-----------------|
| BTB08-800B     | BT137-800            | 8                | 800           | 35/35/35/70   | SOT78 / TO220AB |
| BTB08-800C     | BT137-800E           | 8                | 800           | 10/10/10/25   | SOT78 / TO220AB |
| BTB10-600B(RG) | BT138-600G           | 12               | 600           | 50/50/50/100  | SOT78 / TO220AB |
| BTB10-600C(RG) | BT138-600E           | 12               | 600           | 10/10/10/25   | SOT78 / TO220AB |
| BTB10-800B     | BT138-800G           | 12               | 800           | 50/50/50/100  | SOT78 / TO220AB |
| BTB10-800C     | BT138-800E           | 12               | 800           | 10/10/10/25   | SOT78 / TO220AB |
| BTB12-600B(RG) | BT138-600G           | 12               | 600           | 50/50/50/100  | SOT78 / TO220AB |
| BTB12-600C(RG) | BT138-600E           | 12               | 600           | 10/10/10/25   | SOT78 / TO220AB |
| BTB12-800B(RG) | BT138-800G           | 12               | 800           | 50/50/50/100  | SOT78 / TO220AB |
| BTB12-800C     | BT138-800E           | 12               | 800           | 10/10/10/25   | SOT78 / TO220AB |
| BTB16-600B(RG) | BT139-600            | 16               | 600           | 35/35/35/70   | SOT78 / TO220AB |
| BTB16-600C(RG) | BT139-600E           | 16               | 600           | 10/10/10/25   | SOT78 / TO220AB |
| BTB16-700B     | BT139-800G           | 16               | 800           | 50/50/50/100  | SOT78 / TO220AB |
| BTB16-700C     | BT139-800E           | 16               | 800           | 10/10/10/25   | SOT78 / TO220AB |
| BTB16-800B(RG) | BT139-800G           | 16               | 800           | 50/50/50/100  | SOT78 / TO220AB |
| BTB16-800C     | BT139-800E           | 16               | 800           | 10/10/10/25   | SOT78 / TO220AB |
| BTB24-400B     | BTA140-600           | 25               | 600           | 35/35/35/70   | SOT78 / TO220AB |
| BTB24-600B(RG) | BTA140-600           | 25               | 600           | 35/35/35/70   | SOT78 / TO220AB |
| BTB24-700B     | BTA140-800           | 25               | 800           | 35/35/35/70   | SOT78 / TO220AB |
| BTB24-800B(RG) | BTA140-800           | 25               | 800           | 35/35/35/70   | SOT78 / TO220AB |
| TO510SH        | BT137-800E           | 8                | 800           | 10/10/10/25   | SOT78 / TO220AB |
| TO512SH        | BT137-800            | 8                | 800           | 35/35/35/70   | SOT78 / TO220AB |
| TO610SH        | BT137-800E           | 8                | 800           | 10/10/10/25   | SOT78 / TO220AB |
| TO612SH        | BT137-800            | 8                | 800           | 35/35/35/70   | SOT78 / TO220AB |
| TO810SH        | BT137-800E           | 8                | 800           | 10/10/10/25   | SOT78 / TO220AB |
| TO812SH        | BT137-800            | 8                | 800           | 35/35/35/70   | SOT78 / TO220AB |
| TO8-2A         | BT131-600E / Z0109MA | 1                | 600           | 10/10/10/25   | SOT54 / TO92    |
| TO8-4A         | BT131-600E / Z0109MA | 1                | 600           | 10/10/10/25   | SOT54 / TO92    |
| TO8-6A         | BT131-600E / Z0109MA | 1                | 600           | 10/10/10/25   | SOT54 / TO92    |
| T1010SH        | BT138-800E           | 12               | 800           | 10/10/10/25   | SOT78 / TO220AB |
| T1012SH        | BT138-800            | 12               | 800           | 35/35/35/70   | SOT78 / TO220AB |
| T1013SH        | BT138-800            | 12               | 800           | 35/35/35/70   | SOT78 / TO220AB |
| T1210SH        | BT138-800E           | 12               | 800           | 10/10/10/25   | SOT78 / TO220AB |
| T1212SH        | BT138-800            | 12               | 800           | 35/35/35/70   | SOT78 / TO220AB |
| T1213SH        | BT138-800            | 12               | 800           | 35/35/35/70   | SOT78 / TO220AB |
| T1612SH        | BT139-800            | 16               | 800           | 35/35/35/70   | SOT78 / TO220AB |
| T1613SH        | BT139-800            | 16               | 800           | 35/35/35/70   | SOT78 / TO220AB |
| T405Q-600B-TR  | BT136S-600D          | 4                | 600           | 5/5/5/10      | SOT428 / DPAK   |
| T405Q-600H     | BT134-600D           | 4                | 600           | 5/5/5/10      | SOT82           |
| Z00607DA       | BT1308-400D          | 0.8              | 400           | 5/5/5/10      | SOT78 / TO220AB |
| Z00607MA       | BT1308-600D          | 0.8              | 600           | 5/5/5/10      | SOT78 / TO220AB |
| Z0103DA        | BT131-600 / Z0103MA  | 1                | 600           | 35/35/35/70   | SOT54 / TO92    |
| Z0103DN        | BT131W-600 / Z0103MN | 1                | 600           | 35/35/35/70   | SOT223          |
| Z0103MA        | BT131-600 / Z0103MA  | 1                | 600           | 35/35/35/70   | SOT54 / TO92    |
| Z0103MN        | BT131W-600 / Z0103MN | 1                | 600           | 35/35/35/70   | SOT223          |
| Z0103NA        | BT131-800 / Z0103NA  | 1                | 800           | 35/35/35/70   | SOT54 / TO92    |
| Z0103NN        | Z0103NN              | 1                | 800           | 3/3/3/5       | SOT223          |
| Z0103SA        | BT131-800 / Z0103NA  | 1                | 800           | 35/35/35/70   | SOT54 / TO92    |
| Z0103SN        | Z0103NN              | 1                | 800           | 3/3/3/5       | SOT223          |
| Z0107DA        | BT131-600D / Z0107MA | 1                | 600           | 5/5/5/10      | SOT54 / TO92    |
| Z0107DN        | Z0107MN              | 1                | 600           | 5/5/5/7       | SOT223          |
| Z0107MA        | BT131-600D / Z0107MA | 1                | 600           | 5/5/5/10      | SOT54 / TO92    |
| Z0107MN        | Z0107MN              | 1                | 600           | 5/5/5/7       | SOT223          |
| Z0107NA        | BT131-800D / Z0107NA | 1                | 800           | 5/5/5/10      | SOT54 / TO92    |
| Z0107NN        | Z0107NN              | 1                | 800           | 5/5/5/7       | SOT223          |
| Z0107SA        | BT131-800D / Z0107NA | 1                | 800           | 5/5/5/10      | SOT54 / TO92    |
| Z0107SN        | Z0107NN              | 1                | 800           | 5/5/5/7       | SOT223          |
| Z0109DA        | BT131-600E / Z0109MA | 1                | 600           | 10/10/10/25   | SOT54 / TO92    |
| Z0109DN        | Z0109MN              | 1                | 600           | 10/10/10/10/  | SOT223          |
| Z0109MA        | BT131-600E / Z0109MA | 1                | 600           | 10/10/10/25   | SOT54 / TO92    |
| Z0109MN        | Z0109MN              | 1                | 600           | 10/10/10/10/  | SOT223          |
| Z0109NA        | BT131-800E / Z0109NA | 1                | 800           | 10/10/10/25   | SOT54 / TO92    |



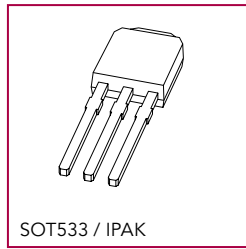
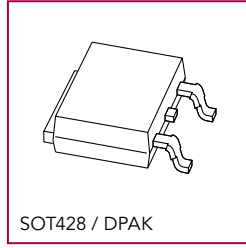
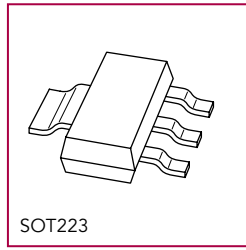
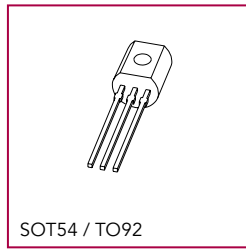
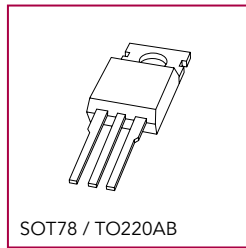
Package drawings are not to scale

### 4-Quadrant Triacs - continued

| ST Part | NXP Part             | $I_{T(RMS)}$ (A) | $V_{DRM}$ (V) | $I_{GT}$ (mA) | Package         |
|---------|----------------------|------------------|---------------|---------------|-----------------|
| Z0109NN | Z0109NN              | 1                | 800           | 10/10/10/10/  | SOT223          |
| Z0109SA | BT131-800E / Z0109NA | 1                | 800           | 10/10/10/25   | SOT54 / TO92    |
| Z0109SN | Z0109NN              | 1                | 800           | 10/10/10/10/  | SOT223          |
| Z0110MA | BT131-600E / Z0109MA | 1                | 600           | 10/10/10/25   | SOT54 / TO92    |
| Z0110MN | Z0109MN              | 1                | 600           | 10/10/10/10/  | SOT223          |
| Z0110NA | BT131-800E / Z0109NA | 1                | 800           | 10/10/10/25   | SOT54 / TO92    |
| Z0110NN | Z0109NN              | 1                | 800           | 10/10/10/10/  | SOT223          |
| Z0110SA | BT131-800E / Z0109NA | 1                | 800           | 10/10/10/25   | SOT54 / TO92    |
| Z0110SN | Z0109NN              | 1                | 800           | 10/10/10/10/  | SOT223          |
| Z0405MF | BT136-600D           | 4                | 600           | 5/5/5/10      | SOT78 / TO220AB |
| Z0409MF | BT136-600D           | 4                | 600           | 5/5/5/10      | SOT78 / TO220AB |
| Z0409NF | BT136-800E           | 4                | 800           | 10/10/10/25   | SOT78 / TO220AB |
| Z0409SF | BT136-800E           | 4                | 800           | 10/10/10/25   | SOT78 / TO220AB |
| Z0410MF | BT136-600E           | 4                | 600           | 10/10/10/25   | SOT78 / TO220AB |
| Z0410NF | BT136-800E           | 4                | 800           | 10/10/10/25   | SOT78 / TO220AB |
| Z0410SE | BT136-800E           | 4                | 800           | 10/10/10/25   | SOT78 / TO220AB |
| Z0410SF | BT136-800E           | 4                | 800           | 10/10/10/25   | SOT78 / TO220AB |

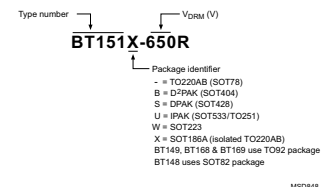
### Silicon Controlled Rectifiers (SCRs)

| ST Part | NXP Part   | $I_{T(RMS)}$ (A) | $V_{DRM}$ (V) | $I_{GT}$ (mA) | Package         |
|---------|------------|------------------|---------------|---------------|-----------------|
| P0102AA | BT169B     | 0.8              | 200           | 0.2           | SOT54 / TO92    |
| P0102AB | BT149B     | 0.8              | 200           | 0.2           | SOT54 / TO92    |
| P0102AN | BT168GW    | 0.8              | 600           | 0.2           | SOT54 / TO92    |
| P0102BA | BT169B     | 0.8              | 200           | 0.2           | SOT54 / TO92    |
| P0102BB | BT149B     | 0.8              | 200           | 0.2           | SOT54 / TO92    |
| P0102BN | BT168GW    | 0.8              | 600           | 0.2           | SOT54 / TO92    |
| P0102CA | BT169D     | 0.8              | 400           | 0.2           | SOT54 / TO92    |
| P0102CB | BT149D     | 0.8              | 400           | 0.2           | SOT54 / TO92    |
| P0102CN | BT168GW    | 0.8              | 600           | 0.2           | SOT54 / TO92    |
| P0102DA | BT169D     | 0.8              | 400           | 0.2           | SOT54 / TO92    |
| P0102DB | BT149D     | 0.8              | 400           | 0.2           | SOT54 / TO92    |
| P0102DN | BT168GW    | 0.8              | 600           | 0.2           | SOT54 / TO92    |
| P0102MA | BT169G     | 0.8              | 600           | 0.2           | SOT54 / TO92    |
| P0102MN | BT168GW    | 0.8              | 600           | 0.2           | SOT54 / TO92    |
| P0111DA | EC103D1    | 0.8              | 400           | 0.012         | SOT54 / TO92    |
| P0115AA | EC103D1    | 0.8              | 400           | 0.012         | SOT54 / TO92    |
| P0115BA | EC103D1    | 0.8              | 400           | 0.012         | SOT54 / TO92    |
| P0115CA | EC103D1    | 0.8              | 400           | 0.012         | SOT54 / TO92    |
| P0115DA | EC103D1    | 0.8              | 400           | 0.012         | SOT54 / TO92    |
| P0202EA | BT169G     | 0.8              | 600           | 0.2           | SOT54 / TO92    |
| P0202EN | BT168GW    | 0.8              | 600           | 0.2           | SOT54 / TO92    |
| P0202MA | BT169G     | 0.8              | 600           | 0.2           | SOT54 / TO92    |
| P0202MN | BT168GW    | 0.8              | 600           | 0.2           | SOT54 / TO92    |
| S0417BH | BT151-500C | 12               | 500           | 15            | SOT78 / TO220AB |
| S0417DH | BT151-500C | 12               | 500           | 15            | SOT78 / TO220AB |
| S0417MH | BT151-650C | 12               | 650           | 15            | SOT78 / TO220AB |
| S0417NH | BT151-800C | 12               | 800           | 15            | SOT78 / TO220AB |
| S0617BH | BT151-500C | 12               | 500           | 15            | SOT78 / TO220AB |
| S0617DH | BT151-500C | 12               | 500           | 15            | SOT78 / TO220AB |
| S0617MH | BT151-650C | 12               | 650           | 15            | SOT78 / TO220AB |
| S0617NH | BT151-800C | 12               | 800           | 15            | SOT78 / TO220AB |
| S0817BH | BT151-500C | 12               | 500           | 15            | SOT78 / TO220AB |
| S0817DH | BT151-500C | 12               | 500           | 15            | SOT78 / TO220AB |
| S0817MH | BT151-650C | 12               | 650           | 15            | SOT78 / TO220AB |
| S0817NH | BT151-800C | 12               | 800           | 15            | SOT78 / TO220AB |
| S1017BH | BT151-500C | 12               | 500           | 15            | SOT78 / TO220AB |
| S1017DH | BT151-500C | 12               | 500           | 15            | SOT78 / TO220AB |
| S1017MH | BT151-650C | 12               | 650           | 15            | SOT78 / TO220AB |
| S1017NH | BT151-800C | 12               | 800           | 15            | SOT78 / TO220AB |
| S1217BH | BT151-500R | 12               | 500           | 15            | SOT78 / TO220AB |



Package drawings are not to scale

### Thyristors part numbering



MS046

# Thyristors

### Silicon Controlled Rectifiers (SCRs) - continued


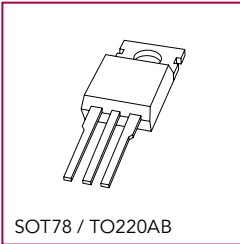
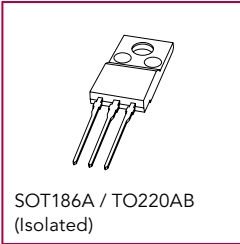
| ST Part          | NXP Part    | $I_{T(RMS)}$ (A) | $V_{DRM}$ (V) | $I_{GT}$ (mA) | Package         |
|------------------|-------------|------------------|---------------|---------------|-----------------|
| S1217DH          | BT151-500R  | 12               | 500           | 15            | SOT78 / TO220AB |
| S1217MH          | BT151-650R  | 12               | 650           | 15            | SOT78 / TO220AB |
| S1217NH          | BT151-800R  | 12               | 800           | 15            | SOT78 / TO220AB |
| S1616BH          | BT152-400R  | 20               | 400           | 32            | SOT78 / TO220AB |
| S1616DH          | BT152-400R  | 20               | 400           | 32            | SOT78 / TO220AB |
| S1616MH          | BT152-600R  | 20               | 600           | 32            | SOT78 / TO220AB |
| S1616NH          | BT152-800R  | 20               | 800           | 32            | SOT78 / TO220AB |
| S2516BH          | BT145-800R  | 25               | 800           | 35            | SOT78 / TO220AB |
| S2516DH          | BT145-800R  | 25               | 800           | 35            | SOT78 / TO220AB |
| S2516MH          | BT145-800R  | 25               | 800           | 35            | SOT78 / TO220AB |
| S2516NH          | BT145-800R  | 25               | 800           | 35            | SOT78 / TO220AB |
| TN1215-600B(CTR) | BT1515-650R | 12               | 650           | 15            | SOT428 / DPAK   |
| TN1215-600H      | BT151U-650C | 12               | 650           | 15            | SOT533 / IPAK   |
| TN1215-800B      | BT1515-800R | 12               | 800           | 15            | SOT428 / DPAK   |
| TN1215-800H      | BT151U-800C | 12               | 800           | 15            | SOT533 / IPAK   |
| TN1515-600B(CTR) | BT1515-650R | 12               | 650           | 15            | SOT428 / DPAK   |
| TN1625-600G(CTR) | BT152B-600R | 20               | 600           | 32            | SOT404 / D2PAK  |
| TN1625-800G      | BT152B-800R | 20               | 800           | 32            | SOT404 / D2PAK  |
| TN805-600B(CTR)  | BT3005-600R | 8                | 600           | 5             | SOT428 / DPAK   |
| TN815-600B(CTR)  | BT1515-650R | 12               | 650           | 15            | SOT428 / DPAK   |
| TN815-600H       | BT151U-650C | 12               | 650           | 15            | SOT533 / IPAK   |
| TN815-800B(CTR)  | BT151-800C  | 12               | 800           | 15            | SOT78 / TO220AB |
| TN815-800H       | BT151U-800C | 12               | 800           | 15            | SOT533 / IPAK   |
| TS120-400F       | BT168GW     | 0.8              | 600           | 0.2           | SOT54 / TO92    |
| TS120-600F       | BT168GW     | 0.8              | 600           | 0.2           | SOT54 / TO92    |
| TS420-400B       | BT1505-600R | 4                | 600           | 0.2           | SOT428 / DPAK   |
| TS420-600B(CTR)  | BT1505-600R | 4                | 600           | 0.2           | SOT428 / DPAK   |
| TS420-600H       | BT148-600R  | 4                | 600           | 0.2           | SOT82           |
| TS820-400B       | BT2585-800R | 8                | 800           | 0.2           | SOT428 / DPAK   |
| TS820-600B(CTR)  | BT2585-800R | 8                | 800           | 0.2           | SOT428 / DPAK   |
| TS820-600H       | BT151U-650C | 12               | 650           | 15            | SOT533 / IPAK   |
| TS820-600T       | BT258-600R  | 8                | 600           | 0.2           | SOT78 / TO220AB |
| TS820-700B(CTR)  | BT2585-800R | 8                | 800           | 0.2           | SOT428 / DPAK   |
| TS820-700H       | BT151U-800C | 12               | 800           | 15            | SOT53           |



# Thyristors

## 3-Quadrant Triacs - continued

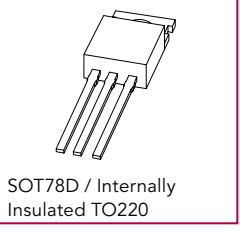
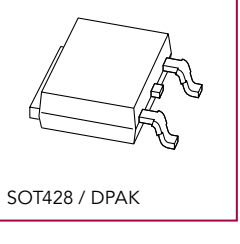
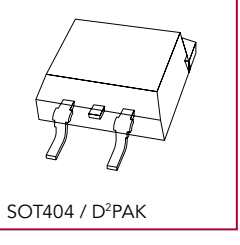
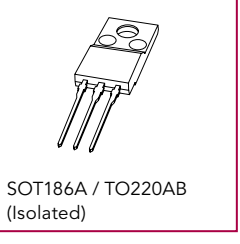
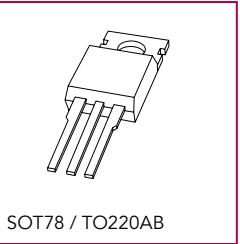
| ST Part          | NXP Part     | I <sub>TRMS</sub> (A) | V <sub>DRM</sub> (V) | I <sub>GT</sub> (mA) | Package                             |
|------------------|--------------|-----------------------|----------------------|----------------------|-------------------------------------|
| BT1A12-800SW(RG) | BTA312X-800E | 12                    | 800                  | 10/10/10             | SOT186A / TO220AB(isolated)         |
| BT1A16-400BW     | BTA416Y-600B | 16                    | 600                  | 50/50/50             | SOT78D / internally insulated TO220 |
| BT1A16-400CW     | BTA416Y-600C | 16                    | 600                  | 35/35/35             | SOT78D / internally insulated TO220 |
| BT1A16-600BW(RG) | BTA416Y-600B | 16                    | 600                  | 50/50/50             | SOT78D / internally insulated TO220 |
| BT1A16-600CW(RG) | BTA416Y-600C | 16                    | 600                  | 35/35/35             | SOT78D / internally insulated TO220 |
| BT1A16-600SW(RG) | BTA316X-600E | 16                    | 600                  | 10/10/10             | SOT186A / TO220AB(isolated)         |
| BT1A16-700BW(RG) | BTA416Y-800B | 16                    | 800                  | 50/50/50             | SOT78D / internally insulated TO220 |
| BT1A16-700CW(RG) | BTA416Y-800C | 16                    | 800                  | 35/35/35             | SOT78D / internally insulated TO220 |
| BT1A16-700SW     | BTA316X-800E | 16                    | 800                  | 10/10/10             | SOT186A / TO220AB(isolated)         |
| BT1A16-800BW(RG) | BTA416Y-800B | 16                    | 800                  | 50/50/50             | SOT78D / internally insulated TO220 |
| BT1A16-800CW(RG) | BTA416Y-800C | 16                    | 800                  | 35/35/35             | SOT78D / internally insulated TO220 |
| BT1A16-800SW     | BTA316X-800E | 16                    | 800                  | 10/10/10             | SOT186A / TO220AB(isolated)         |
| BTB06-400BW      | BTA208-600B  | 8                     | 600                  | 50/50/50             | SOT78 / TO220AB                     |
| BTB06-400CW      | BTA208-600F  | 8                     | 600                  | 25/25/25             | SOT78 / TO220AB                     |
| BTB06-400SW      | BTA208-600E  | 8                     | 600                  | 10/10/10             | SOT78 / TO220AB                     |
| BTB06-400TW      | BTA208-600D  | 8                     | 600                  | 5/5/5                | SOT78 / TO220AB                     |
| BTB06-600BW(RG)  | BTA208-600B  | 8                     | 600                  | 50/50/50             | SOT78 / TO220AB                     |
| BTB06-600CW(RG)  | BTA208-600F  | 8                     | 600                  | 25/25/25             | SOT78 / TO220AB                     |
| BTB06-600SW(RG)  | BTA208-600E  | 8                     | 600                  | 10/10/10             | SOT78 / TO220AB                     |
| BTB06-600TW(RG)  | BTA208-600D  | 8                     | 600                  | 5/5/5                | SOT78 / TO220AB                     |
| BTB06-700BW      | BTA208-800B  | 8                     | 800                  | 50/50/50             | SOT78 / TO220AB                     |
| BTB06-700CW      | BTA208-800E  | 8                     | 800                  | 10/10/10             | SOT78 / TO220AB                     |
| BTB06-700SW      | BTA208-800E  | 8                     | 800                  | 10/10/10             | SOT78 / TO220AB                     |
| BTB06-800BW      | BTA208-800B  | 8                     | 800                  | 50/50/50             | SOT78 / TO220AB                     |
| BTB06-800CW      | BTA208-800E  | 8                     | 800                  | 10/10/10             | SOT78 / TO220AB                     |
| BTB06-800SW      | BTA208-800E  | 8                     | 800                  | 10/10/10             | SOT78 / TO220AB                     |
| BTB08-400BW      | BTA208-600B  | 8                     | 600                  | 50/50/50             | SOT78 / TO220AB                     |
| BTB08-400CW      | BTA208-600F  | 8                     | 600                  | 25/25/25             | SOT78 / TO220AB                     |
| BTB08-400SW      | BTA208-600E  | 8                     | 600                  | 10/10/10             | SOT78 / TO220AB                     |
| BTB08-400TW(RG)  | BTA208-600D  | 8                     | 600                  | 5/5/5                | SOT78 / TO220AB                     |
| BTB08-600BW(RG)  | BTA208-600B  | 8                     | 600                  | 50/50/50             | SOT78 / TO220AB                     |
| BTB08-600CW(RG)  | BTA208-600F  | 8                     | 600                  | 25/25/25             | SOT78 / TO220AB                     |
| BTB08-600SW(RG)  | BTA208-600E  | 8                     | 600                  | 10/10/10             | SOT78 / TO220AB                     |
| BTB08-600TW(RG)  | BTA208-600D  | 8                     | 600                  | 5/5/5                | SOT78 / TO220AB                     |
| BTB08-700BW      | BTA208-800B  | 8                     | 800                  | 50/50/50             | SOT78 / TO220AB                     |
| BTB08-700CW(RG)  | BTA208-800E  | 8                     | 800                  | 10/10/10             | SOT78 / TO220AB                     |
| BTB08-700SW      | BTA208-800E  | 8                     | 800                  | 10/10/10             | SOT78 / TO220AB                     |
| BTB08-800BW(RG)  | BTA208-800B  | 8                     | 800                  | 50/50/50             | SOT78 / TO220AB                     |
| BTB08-800CW(RG)  | BTA208-800E  | 8                     | 800                  | 10/10/10             | SOT78 / TO220AB                     |
| BTB08-800SW      | BTA208-800E  | 8                     | 800                  | 10/10/10             | SOT78 / TO220AB                     |
| BTB10-200BW      | BTA312-600B  | 12                    | 600                  | 50/50/50             | SOT78 / TO220AB                     |
| BTB10-200CW      | BTA312-600C  | 12                    | 600                  | 35/35/35             | SOT78 / TO220AB                     |
| BTB10-400BW      | BTA312-600B  | 12                    | 600                  | 50/50/50             | SOT78 / TO220AB                     |
| BTB10-400CW      | BTA312-600C  | 12                    | 600                  | 35/35/35             | SOT78 / TO220AB                     |
| BTB10-600BW(RG)  | BTA312-600B  | 12                    | 600                  | 50/50/50             | SOT78 / TO220AB                     |
| BTB10-600CW      | BTA312-600C  | 12                    | 600                  | 35/35/35             | SOT78 / TO220AB                     |
| BTB10-700BW      | BTA312-800B  | 12                    | 800                  | 50/50/50             | SOT78 / TO220AB                     |
| BTB10-800BW(RG)  | BTA312-800B  | 12                    | 800                  | 50/50/50             | SOT78 / TO220AB                     |
| BTB10-800CW(RG)  | BTA312-800C  | 12                    | 800                  | 35/35/35             | SOT78 / TO220AB                     |
| BTB12-200BW      | BTA312-600B  | 12                    | 600                  | 50/50/50             | SOT78 / TO220AB                     |
| BTB12-200CW      | BTA312-600C  | 12                    | 600                  | 35/35/35             | SOT78 / TO220AB                     |
| BTB12-200CW      | BTA312-600C  | 12                    | 600                  | 35/35/35             | SOT78 / TO220AB                     |
| BTB12-400BW      | BTA312-600B  | 12                    | 600                  | 50/50/50             | SOT78 / TO220AB                     |
| BTB12-400CW      | BTA312-600C  | 12                    | 600                  | 35/35/35             | SOT78 / TO220AB                     |
| BTB12-400SW      | BTA312-600E  | 12                    | 600                  | 10/10/10             | SOT78 / TO220AB                     |
| BTB12-600BW(RG)  | BTA312-600B  | 12                    | 600                  | 50/50/50             | SOT78 / TO220AB                     |
| BTB12-600CW      | BTA312-600C  | 12                    | 600                  | 35/35/35             | SOT78 / TO220AB                     |
| BTB12-600SW(RG)  | BTA312-600E  | 12                    | 600                  | 10/10/10             | SOT78 / TO220AB                     |
| BTB12-600TW(RG)  | BTA312-600D  | 12                    | 600                  | 5/5/5                | SOT78 / TO220AB                     |
| BTB12-700BW      | BTA312-800B  | 12                    | 800                  | 50/50/50             | SOT78 / TO220AB                     |
| BTB12-700CW      | BTA312-800C  | 12                    | 800                  | 35/35/35             | SOT78 / TO220AB                     |
| BTB12-800BW(RG)  | BTA312-800B  | 12                    | 800                  | 50/50/50             | SOT78 / TO220AB                     |
| BTB12-800CW(RG)  | BTA312-800C  | 12                    | 800                  | 35/35/35             | SOT78 / TO220AB                     |



Package drawings are not to scale

## 3-Quadrant Triacs - continued

| ST Part          | NXP Part      | I <sub>TRMS</sub> (A) | V <sub>DRM</sub> (V) | I <sub>GT</sub> (mA) | Package                             |
|------------------|---------------|-----------------------|----------------------|----------------------|-------------------------------------|
| BTB12-800SW      | BTA312-800E   | 12                    | 800                  | 10/10/10             | SOT78 / TO220AB                     |
| BTB16-400BW      | BTA316-600B   | 16                    | 600                  | 50/50/50             | SOT78 / TO220AB                     |
| BTB16-400CW      | BTA316-600C   | 16                    | 600                  | 35/35/35             | SOT78 / TO220AB                     |
| BTB16-600BW(RG)  | BTA316-600B   | 16                    | 600                  | 50/50/50             | SOT78 / TO220AB                     |
| BTB16-600CW(RG)  | BTA316-600C   | 16                    | 600                  | 35/35/35             | SOT78 / TO220AB                     |
| BTB16-600SW(RG)  | BTA316-600E   | 16                    | 600                  | 10/10/10             | SOT78 / TO220AB                     |
| BTB16-700BW(RG)  | BTA316-800B   | 16                    | 800                  | 50/50/50             | SOT78 / TO220AB                     |
| BTB16-700CW(RG)  | BTA316-800C   | 16                    | 800                  | 35/35/35             | SOT78 / TO220AB                     |
| BTB16-700SW(RG)  | BTA316-800E   | 16                    | 800                  | 10/10/10             | SOT78 / TO220AB                     |
| BTB16-800BW(RG)  | BTA316-800B   | 16                    | 800                  | 50/50/50             | SOT78 / TO220AB                     |
| BTB16-800CW(RG)  | BTA316-800C   | 16                    | 800                  | 35/35/35             | SOT78 / TO220AB                     |
| BTB16-800SW      | BTA316-800E   | 16                    | 800                  | 10/10/10             | SOT78 / TO220AB                     |
| BTB16-800TW      | BTA316-800E   | 16                    | 800                  | 10/10/10             | SOT78 / TO220AB                     |
| BTB16-800W       | BTA316-800E   | 16                    | 800                  | 10/10/10             | SOT78 / TO220AB                     |
| BTB20-400BW      | BTA225-600B   | 25                    | 600                  | 50/50/50             | SOT78 / TO220AB                     |
| BTB20-600BW      | BTA225-600B   | 25                    | 600                  | 50/50/50             | SOT78 / TO220AB                     |
| BTB20-700BW      | BTA225-800B   | 25                    | 800                  | 50/50/50             | SOT78 / TO220AB                     |
| BTB20-800BW      | BTA225-800B   | 25                    | 800                  | 50/50/50             | SOT78 / TO220AB                     |
| BTB24-400BW      | BTA225-600B   | 25                    | 600                  | 50/50/50             | SOT78 / TO220AB                     |
| BTB24-600BW(RG)  | BTA225-600B   | 25                    | 600                  | 50/50/50             | SOT78 / TO220AB                     |
| BTB24-700BW      | BTA225-800B   | 25                    | 800                  | 50/50/50             | SOT78 / TO220AB                     |
| BTB24-800BW(RG)  | BTA225-800B   | 25                    | 800                  | 50/50/50             | SOT78 / TO220AB                     |
| T1020-400W       | BTA312X-600E  | 12                    | 600                  | 10/10/10             | SOT186A / TO220AB(isolated)         |
| T1020-600W       | BTA312X-600E  | 12                    | 600                  | 10/10/10             | SOT186A / TO220AB(isolated)         |
| T1020-700W       | BTA312X-800E  | 12                    | 800                  | 10/10/10             | SOT186A / TO220AB(isolated)         |
| T1020-800W       | BTA312X-800E  | 12                    | 800                  | 10/10/10             | SOT186A / TO220AB(isolated)         |
| T1030-400W       | BTA312X-600E  | 12                    | 600                  | 10/10/10             | SOT186A / TO220AB(isolated)         |
| T1030-600W       | BTA312X-600E  | 12                    | 600                  | 10/10/10             | SOT186A / TO220AB(isolated)         |
| T1030-700W       | BTA312X-800E  | 12                    | 800                  | 10/10/10             | SOT186A / TO220AB(isolated)         |
| T1030-800W       | BTA312X-800E  | 12                    | 800                  | 10/10/10             | SOT186A / TO220AB(isolated)         |
| T1035H-6G(-TR)   | BTA312B-600CT | 12                    | 600                  | 35/35/35             | SOT404 / D2PAK                      |
| T1035H-6I        | BTA412Y-600C  | 12                    | 600                  | 35/35/35             | SOT78D / internally insulated TO220 |
| T1035H-6T        | BTA312-600CT  | 12                    | 600                  | 35/35/35             | SOT78 / TO220AB                     |
| T1050H-6G(-TR)   | BTA312B-600CT | 12                    | 600                  | 35/35/35             | SOT404 / D2PAK                      |
| T1050H-6I        | BTA412Y-600B  | 12                    | 600                  | 50/50/50             | SOT78D / internally insulated TO220 |
| T1050H-6T        | BTA312-600CT  | 12                    | 600                  | 35/35/35             | SOT78 / TO220AB                     |
| T1205-600G       | BTA212B-600D  | 12                    | 600                  | 5/5/5                | SOT404 / D2PAK                      |
| T1220-400W       | BTA312X-600E  | 12                    | 600                  | 10/10/10             | SOT186A / TO220AB(isolated)         |
| T1220-600W       | BTA312X-600E  | 12                    | 600                  | 10/10/10             | SOT186A / TO220AB(isolated)         |
| T1220-700W       | BTA312X-800E  | 12                    | 800                  | 10/10/10             | SOT186A / TO220AB(isolated)         |
| T1230-400W       | BTA312X-600E  | 12                    | 600                  | 10/10/10             | SOT186A / TO220AB(isolated)         |
| T1230-600W       | BTA312X-600E  | 12                    | 600                  | 10/10/10             | SOT186A / TO220AB(isolated)         |
| T1230-700W       | BTA312X-800E  | 12                    | 800                  | 10/10/10             | SOT186A / TO220AB(isolated)         |
| T1235-600G(-TR)  | BTA312B-600C  | 12                    | 600                  | 35/35/35             | SOT404 / D2PAK                      |
| T1235-600M       | BTA312X-600C  | 12                    | 600                  | 35/35/35             | SOT186A / TO220AB(isolated)         |
| T1235-600R       | BTA312-600C   | 12                    | 600                  | 35/35/35             | SOT78 / TO220AB                     |
| T1235-800G(-TR)  | BTA312B-800C  | 12                    | 800                  | 35/35/35             | SOT404 / D2PAK                      |
| T1235H-600G(-TR) | BTA312B-600CT | 12                    | 600                  | 35/35/35             | SOT404 / D2PAK                      |
| T1235H-600TRG    | BTA312-600CT  | 12                    | 600                  | 35/35/35             | SOT78 / TO220AB                     |
| T1235H-6G(-TR)   | BTA312B-600CT | 12                    | 600                  | 35/35/35             | SOT404 / D2PAK                      |
| T1235H-6I        | BTA412Y-600C  | 12                    | 600                  | 35/35/35             | SOT78D / internally insulated TO220 |
| T1235H-6T        | BTA312-600CT  | 12                    | 600                  | 35/35/35             | SOT78 / TO220AB                     |
| T1250H-6G(-TR)   | BTA312B-600CT | 12                    | 600                  | 35/35/35             | SOT404 / D2PAK                      |
| T1250H-6I        | BTA412Y-600B  | 12                    | 600                  | 50/50/50             | SOT78D / internally insulated TO220 |
| T1250H-6T        | BTA312-600CT  | 12                    | 600                  | 35/35/35             | SOT78 / TO220AB                     |
| T1620-400W       | BTA316X-600E  | 16                    | 600                  | 10/10/10             | SOT186A / TO220AB(isolated)         |
| T1620-600W       | BTA316X-600E  | 16                    | 600                  | 10/10/10             | SOT186A / TO220AB(isolated)         |
| T1620-700W       | BTA316X-800E  | 16                    | 800                  | 10/10/10             | SOT186A / TO220AB(isolated)         |
| T1620-800W       | BTA316X-800E  | 16                    | 800                  | 10/10/10             | SOT186A / TO220AB(isolated)         |
| T1630-400W       | BTA316X-600E  | 16                    | 600                  | 10/10/10             | SOT186A / TO220AB(isolated)         |
| T1630-600W       | BTA316X-600E  | 16                    | 600                  | 10/10/10             | SOT186A / TO220AB(isolated)         |
| T1630-700W       | BTA316X-800E  | 16                    | 800                  | 10/10/10             | SOT186A / TO220AB(isolated)         |
| T1630-800W       | BTA316X-800E  | 16                    | 800                  | 10/10/10             | SOT186A / TO220AB(isolated)         |
| T1635-600G(-TR)  | BTA316B-600C  | 16                    | 600                  | 35/35/35             | SOT404 / D2PAK                      |



Package drawings are not to scale

## 3-Quadrant Triacs - continued

| ST Part         | NXP Part     | I <sub>TRMS</sub> (A) | V <sub>DRM</sub> (V) | I <sub>GT</sub> (mA) | Package                       |
|-----------------|--------------|-----------------------|----------------------|----------------------|-------------------------------|
| T1635-600M      | BTA316X-600C | 16                    | 600                  | 35/35/35             | SOT186A / TO220AB(isolated)   |
| T1635-800G(-TR) | BTA316B-800C | 16                    | 800                  | 35/35/35             | SOT404 / D2PAK                |
| T1635H-600IRG   | BTA416Y-600C | 16                    | 600                  | 35/35/35             | SOT78D / internally insulated |
| T1635H-6I       | BTA416Y-600C | 16                    | 600                  | 35/35/35             | SOT78D / internally insulated |
| T1650H-6I       | BTA416Y-600B | 16                    | 600                  | 50/50/50             | SOT78D / internally insulated |
| T1650H-6T       | BTA316-600BT | 16                    | 600                  | 50/50/50             | SOT78 / TO220AB               |
| T2050H-6T       | BTA225-600BT | 25                    | 600                  | 50/50/50             | SOT78 / TO220AB               |
| T2550H-600T(RG) | BTA225-600BT | 25                    | 600                  | 50/50/50             | SOT78 / TO220AB               |
| T405-400B       | BTA2045-600D | 4                     | 600                  | 5/5/5                | SOT428 / DPAK                 |
| T405-400K       | BTA2045-600D | 4                     | 600                  | 5/5/5                | SOT428 / DPAK                 |
| T405-400T       | BTA204-600D  | 4                     | 600                  | 5/5/5                | SOT78 / TO220AB               |
| T405-400W       | BTA204X-600D | 4                     | 600                  | 5/5/5                | SOT186A / TO220AB(isolated)   |
| T405-600B(-TR)  | BTA2045-600D | 4                     | 600                  | 5/5/5                | SOT428 / DPAK                 |
| T405-600K       | BTA2045-600D | 4                     | 600                  | 5/5/5                | SOT428 / DPAK                 |
| T405-600T       | BTA204-600D  | 4                     | 600                  | 5/5/5                | SOT78 / TO220AB               |
| T405-600W       | BTA204X-600D | 4                     | 600                  | 5/5/5                | SOT186A / TO220AB(isolated)   |
| T410-400B       | BTA2045-600E | 4                     | 600                  | 10/10/10             | SOT428 / DPAK                 |
| T410-400K       | BTA2045-600E | 4                     | 600                  | 10/10/10             | SOT428 / DPAK                 |
| T410-400T       | BTA204-600E  | 4                     | 600                  | 10/10/10             | SOT78 / TO220AB               |
| T410-400W       | BTA204X-600E | 4                     | 600                  | 10/10/10             | SOT186A / TO220AB(isolated)   |
| T410-600B(-TR)  | BTA2045-600E | 4                     | 600                  | 10/10/10             | SOT428 / DPAK                 |
| T410-600K       | BTA          |                       |                      |                      |                               |